

1x4
Retrofit
QXR14

QuickLED® Retrofit Fixture

Using existing fluorescent fixture troffers

Specifications

QXR14-XX-XXL40K-CVWHX-XX

Lumens Delivered	7547	5355	4716	4229	3913	3162	2535	2292
Lumen Designation	76L	54L	48L	42L	39L	32L	26L	24L
Input Watts	83.3	51.6	43.7	37.6	34.1	27.9	25.7	22.5
Efficacy	91	104	108	113	115	113	99	102



Color Render (CRI):	85
Color Temperature (CCT):	4000K
Dimming - Full Range:	0 - 10 V
Input Voltage:	110 - 277 VAC
Dimensions:	L: 46.92" x W: 10.92" x H: 2.94"
Weight:	6.0 lbs
Operating Temperature:	0° - 104° F
Warranty:	5 Year Limited

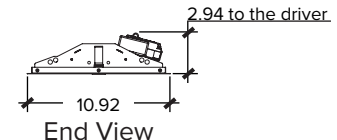
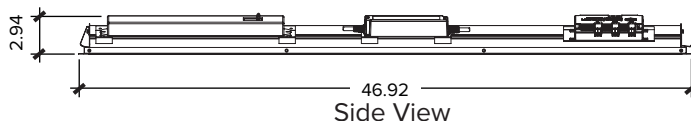
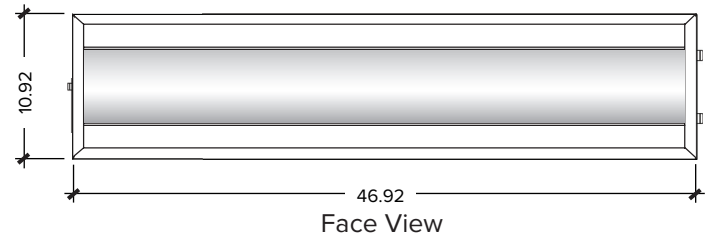
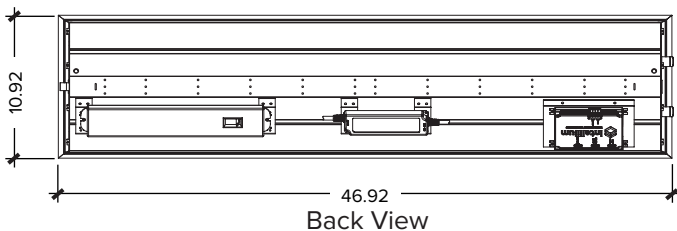
Key Benefits

QuickLED® Fixtures

Building energy cost reduced up to 50%	Return on investment (ROI) between 1.2 - 3.8 years
QuickLED®: One piece universal fixture with safety cables & troffer	Sizes available: 2x4 2x2 1x4
High performance: Up to 115 Lumens / Watt	Low cost fixture: Utility & other rebates may be available
Flow Lighting SmartNET LED® system: Upgradable to Smart fixtures	On-board logic: Energy & building code compliant
QuickLED AUTO®: Integrated sensors & secure wireless controls	Patent pending "Snap-in" installation: Fast & low cost
QuickLED® installation below ceiling in existing fluorescent troffer	Made in U.S.A ¹ : Dallas, TX

1 - LED (Korea) | Driver (Taiwan)

Drawings



All dimensions are in inches. For a list of detailed dimensions please contact our sales team.

How to Specify & Order

Fixture Specification Process

1	Select product series	Product Definitions
		QuickLED®: Fixtures without integrated sensor control package (Upgradeable)
		QuickLED AUTO®: Fixtures with integrated sensors & controls with secure wireless (Wi-Fi)
2	Select Retrofit fixture	Retrofit
3	Select fixture size	1x4
4	Select mounting option	Suspended Ceiling Surface Mount* Pendant Mount*: Cable Mount, Conduit Mount
		<i>Note: Retrofit fixtures are available in suspended ceiling and surface mount installations only. Pendant mounts are special order items.</i>
5	Select lumen designation	See product specification matrix below
6	Color temperature	4000K
7	Lens type	Convex Lens
8	Select fixture color	White
9	Version	3
10	Select emergency power	None Emergency Battery Generator / Invertor

* Mounting systems are not included unless specified and purchased as an accessory.

Product Specification Matrix

Product Series		New / Retrofit		Size		Mounting		Lumen Designation		Color Temperature		Lens		Fixture Color		Version		Emergency Power	
QuickLED®	QL	Retrofit	R	1x4	14	Suspended Ceiling	SC	7600	76L	4000	40K	Convex	CV	White	WH	Version	3	None	00
QuickLED AUTO®	QA					Surface Mount	SM	5400	54L									Emergency Battery	EB
						Pendant Mount *		4800	48L									Generator / Invertor	GI
						Cable Mount*	CA	4200	42L										
						Conduit Mount*	CO	3900	39L										
								3200	32L										
								2600	26L										
								2400	24L										

* Mounting systems are not included unless specified and purchased as an accessory.

Sample 1x4 Specification

Product Series		New / Retrofit		Size		Mounting		Lumen Designation		Color Temperature		Lens		Fixture Color		Version		Emergency Power	
QuickLED®	QL	Retrofit	R	1x4	14	Suspended Ceiling	SC	5400	54L	4000	40K	Convex	CV	White	WH	Version	3	None	00
QLR14						SC		54L40K				CVWH3				00			

QLR14-SC-54L40K-CVWH3-00