

1x4

Mid-Bay
QLXMB14

QuickLED® Mid-Bay Retrofit & New Fixture

Specifications

QLXMB14-XX-XXXL40K06-CVWHX-XX

Lumens Delivered	7993
Lumen Designation	080L
Input Watts	78.2
Efficacy	102



Color Render (CRI):	85
Color Temperature (CCT):	4000K
Dimming - Full Range ¹ :	0 - 10 V
Input Voltage:	110 - 277 VAC
Lumen Maintenance	79% at 60,000 Hours
Dimensions:	L: 45.40" x W: 10.20" x H: 3.55"
Weight:	7.0 lbs
Operating Temperature:	0° - 104° F
Warranty:	5 Year Limited

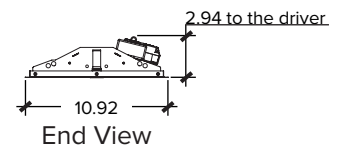
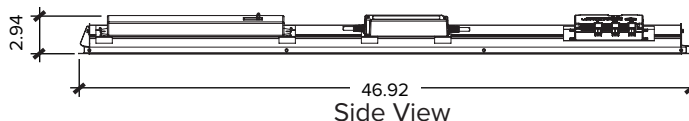
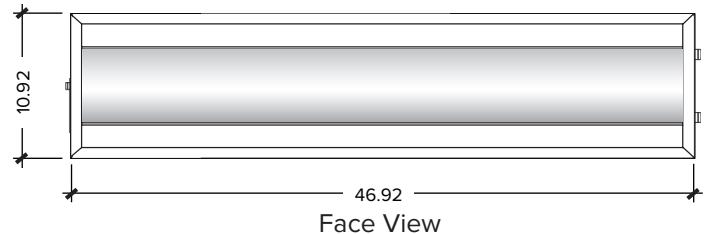
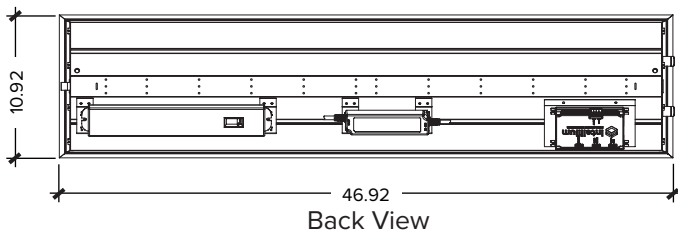
Key Benefits

QuickLED® Fixtures

Building energy cost reduced up to 50%	Return on investment (ROI) between 1.2 - 3.8 years
High performance: Up to 102 Lumens / Watt	UL, DLC & Lightingfacts Certified
Flow Lighting SmartNET LED® system: Upgradable Smart fixtures	Low cost fixture: Utility & other rebates may be available
QuickLED AUTO®: Integrated sensors & secure wireless controls	On-board logic: Energy & building code compliant
Optics: Narrow & wide distribution models	SmartNET LED®: Smart network building systems
Mounting options: Suspended Ceiling Surface Cable Pendant	Made in U.S.A ¹ : Dallas, TX

1 - LED (Korea) | Driver (Taiwan)

Drawings



All dimensions are in inches. For a list of detailed dimensions please contact our sales team.

How to Specify & Order

Fixture Specification Process

1	Select product series	Product Definitions QuickLED®: Fixtures without integrated sensor control package QuickLED AUTO®: Fixtures with integrated sensors & controls with secure wireless (Wi-Fi)
2	Select New or Retrofit fixture	New Retrofit
3	Select fixture size	1x4
4	Select mounting option	Suspended Ceiling Surface Mount* Pendant Mount*: Cable Mount*, Conduit Mount*
5	Select lumen designation	See product specification matrix below
6	Color temperature	4000K
7	Select number of boards	6 (2x2 or 1x4 fixture)
8	Lens type	Convex Lens
9	Select fixture color	White
10	Version	2
11	Select emergency power	None Emergency Battery Generator / Invertor

*Mounting systems not included unless specified & purchased as an accessory.

Product Specification Matrix

Product Series		New / Retrofit		Size		Mounting		Lumen Designation		Color Temp		Number of Boards		Lens		Fixture Color		Version		Emergency Power		
QuickLED®	QLXMB	New	N	1x4	14	Suspended Ceiling	SC	8000	080L	4000	40K	6	06	Convex	CV	White	WH	New Version	2	None	00	
QuickLED AUTO®	QAXMB	Retrofit	R			Surface Mount*	SM											Retrofit Version	3	Emergency Battery	EB	
						Pendant Mount*:														Generator Invertor		GI
						Cable Mount*	CA															
						Conduit Mount*	CO															

* Mounting systems are not included unless specified and purchased as an accessory.

Sample Mid-Bay 1x4 Specification

Product Series		New / Retrofit		Size		Mounting		Lumen Designation		Color Temp		Number of Boards		Lens		Fixture Color		Version		Emergency Power	
QuickLED®	QLXMB	New	N	1x4	14	Suspended Ceiling	SC	8000	080L	4000	40K	6	06	Convex	CV	White	WH	Version	2	None	00
QLXMBN14						SC		080L40K06				CVWH2				00					

QLXMBN14-SC-080L40K06-CVWH2-00