

QuickLED® Linear Square Downlight | Ceiling

4 LED Boards

Specifications

QXMDS-XX-XXXL40K04-CRWHX-XX

Lumens Delivered	—	—	4620	4196	3148	2749	—	—
Lumen Designation	—	—	047L	042L	032L	027L	—	—
Input Watts	—	—	43.6	38.3	28.2	24.5	—	—
Efficacy	—	—	106	110	112	112	—	—

Color Render (CRI):	85
Color Temperature (CCT):	4000K
Dimming - Full Range:	0-10 V
Input Voltage:	110 - 277 VAC
Dimensions:	L: 48.66" x W: 4.00" x H: 4.00"
Weight:	8.0 lbs
Operating Temperature:	0° - 104° F
Warranty:	5 Year Limited

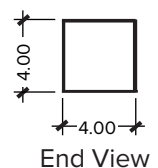

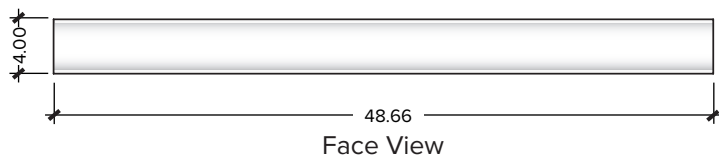
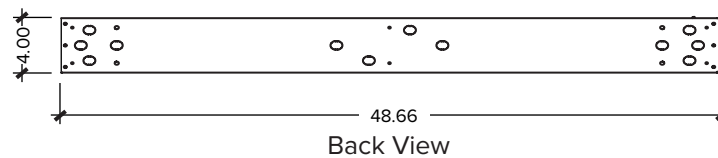
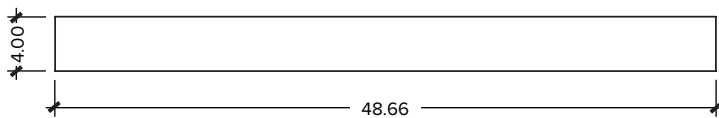
Key Benefits

QuickLED® Fixtures

QuickLED®: Linear system, extend fixtures end-to-end	Return on investment (ROI) between 1.2 - 3.8 years
High performance: Up to 112 Lumens / Watt	Low cost fixture: Utility & other rebates may be available
Easy to install: Internal wire raceway	Energy & building code compliant
Mounting Options: Suspended Ceiling Surface Cable Pendant	Made in U.S.A ¹ : Dallas, TX

1 - LED (Korea) | Driver (Taiwan)

Drawings



All dimensions are in inches. For a list of detailed dimensions please contact our sales team.

How to Specify & Order

Fixture Specification Process

1	Product series	Product Definitions
		QuickLED®: Fixtures without integrated sensor control package (Upgradeable)
		QuickLED AUTO®: Fixtures with integrated sensors & controls with secure wireless (Wi-Fi)
2	Select mounting option	Suspended Ceiling Surface Mount** Pendant Mount** Cable Mount*
3	Select lumen designation	See specification matrix on previous page
4	Color temperature	4000K
5	Number of boards	4
6	Reflector	CR (Ceiling reflector ----)
7	Select fixture color	White
8	Version	1
9	Select emergency power	None Emergency Battery Generator / Invertor

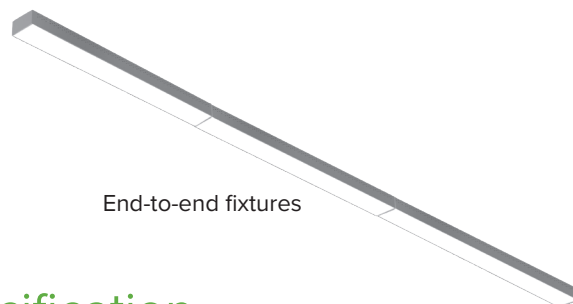
*Mounting systems not included unless specified & purchased as an accessory.

Product Specification Matrix

Product Series		Mounting		Lumen Designation		Color Temperature		Number of Boards		Reflector Type		Fixture Color		Version		Emergency Power	
QuickLED® Linear Square Downlight	QLMDS	Suspended Ceiling	SC	4700	047L	4000	40K	4 Boards	04	Ceiling	CR	White	WH	Version	1	None	00
		Surface Mount**	SM	4200	042L											Emergency Battery	EB
		Pendant Mount**	PM	3200	032L											Generator Invertor	GI
		Cable Mount*	CM	2700	027L												

* Mounting systems are not included unless specified and purchased as an accessory.

** Mounting system not included. Contractor provided.



End-to-end fixtures

Sample 4-Board Linear Square Specification

Product Series		Mounting		Lumen Designation		Color Temperature		Number of Boards		Lens		Fixture Color		Version		Emergency Power	
QuickLED® Linear Square Downlight	QLMDS	Suspended Ceiling	SC	4200	042L	4000	40K	4 Boards	04	Ceiling	CR	White	WH	Version	1	None	00
QLMDS		SC		042L40K04						CRWH1						00	

QLMDC-SC-042L40K04-CRWH1-00